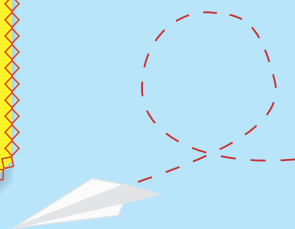




Quick Year-End Wrap-Ups Yearbooks and Year-End Projects! K-6



Show the growth from September to now. Publish a class album, yearbook, student presentation, or group project with TikaTok!

"My How You've Grown!"

Discuss ways—other than height—that students have grown throughout the year. What is one thing they learned? One new adventure? How have they grown in character? Introduce the idea of collecting these accomplishments.

Everyone's "Got Talent!"

Activity: Creating a Class Honor Board



Everyone has something they are good at! Have your students work in groups to list what their strengths are. Are they the King of Kindness? Do they know how to play the piano? Have students point out the strengths of their group members. Write these strengths on a "Class Honor Board" listing each student and one positive talent.

Activity: Hidden Talents

Distribute the "Hidden Talents" worksheet on page 2 of this lesson plan. Invite students to share their "hidden" talents with the world. You can scan and upload student work into the Yearbook StorySpark at TikaTok.com. Other possible Story Sparks: Class Album, Scrapbook, Portrait Gallery, or Portfolio.

Publishing and Presenting

- **That's a Wrap!** For project-based learning, publishing is the final step. Scan and upload artwork, photos, and project artifacts to TikaTok.com, or another digital tool. Have the authors place each image in sequence, enter captions and text, and share the project.
- **Publishing Roles** Encourage collaboration by assigning roles within a team. One person might create and upload images, while one writes captions and text; one person styles the pages, while another sequences the content. Everyone should proofread and correct. One or two students read-aloud and present to an assembly.
- **The Final Touch!** Upload an "Author photo" of the group or author, and encourage authors to write a short bio for the back of the book. For handmade books, author bios can be written or printed on mailing labels.
- **Publishing Formats**
Hardcover books are bound in thick glossy covers. The title appears on the spine. Books are 8.5 x 11 in.
Softcover books have glossy laminated covers. Books are 8.5 x 11 in.
eBooks are a choice of epub or high-resolution PDF files.



TikaTok Tip

Send it home! Use the "Invite Parent" function in "My Studio" at TikaTok.com to distribute End-of-Year projects digitally to parents!



Hidden Talents

Instructions: We all have things we are good at. Some of us can cook, dance, or even play guitar. Choose something you are good at, and write how you used the talent this year.

My Talents: _____

How I used this talent this year: _____

What ways did you grow your skills or talent? What new things did you learn or try? _____

Pretend you are teaching to your readers. What steps could they take to get better at this skill or talent?

List steps in order:

Author: _____

